



Make a list of packing supplies you'll need (bubble wrap, boxes, moving blankets, packing tape, labels, foam peanuts, etc.)




Make an inventory while packing to help remember where your items are located for easy access.



Place your most frequently used items near the unit entrance.



Use empty furniture drawers for extra storage.



Stack chairs on top of one another to maximize space.




Place blankets between surfaces to avoid scratches.



When stacking boxes, keep the heavier ones on the bottom.




Pack heavier items (books, tools) in small boxes and light items (pillows, towels) in large boxes.



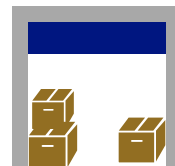
Make an "X" with masking tape on mirrors and flat, glass surfaces to help avoid them breaking.



Avoid over-packing boxes—they will be harder to lift and carry.



Use mattress protectors to fully preserve your mattresses.



Leave a walkway through the center of your unit to easily move around and access items.



Opt for higher quality storage boxes you know are pest-free, especially for clothing and other home goods.



Store large items (sofas, appliances, mattresses) vertically along the back of your unit to maximize space.